

2022 JACKSON COUNTY ASSESSOR'S OFFICE REPORT TO THE EXCISE BOARD

07/28/2022

City/Village								
DISTRICT	DESCRIPTION	PERSONAL PROPERTY	REAL PROPERTY	PUBLIC SERVICE	TOTAL VALUATION	HOMESTEAD EXEMPTIONS	OTHER EXEMPTIONS	NET VALUATION
T001	Altus	9,729,172	96,557,336	2,067,438	108,353,946	2,268,703	3,381,918	102,703,325
T002	Martha	202,284	561,559	79,810	843,653	29,947	19,691	794,015
T003	Headrick	44,850	164,015	199,444	408,309	25,865	4,220	378,224
T004	Humphrey	551	55,434	469	56,454	3,000	0	53,454
T005	Olustee	120,826	1,033,838	211,121	1,365,785	80,851	18,799	1,266,135
T006	Duke	282,803	1,547,757	347,148	2,177,708	82,000	24,348	2,071,360
T007	Eldorado	360,893	915,236	318,741	1,594,870	74,155	5,685	1,515,030
T008	Elmer	18,265	148,870	324,783	491,918	13,000	0	478,918
T009	Greer	0	0	0	0	0	0	0
T010	Blair	117,427	2,079,063	324,658	2,521,148	123,847	22,433	2,374,868
CITY/VILLAGE TOTAL VALUATION		10,877,071	103,063,108	3,873,612	117,813,791	2,701,368	3,477,094	111,635,329

County								
DISTRICT	DESCRIPTION	PERSONAL PROPERTY	REAL PROPERTY	PUBLIC SERVICE	TOTAL VALUATION	HOMESTEAD EXEMPTIONS	OTHER EXEMPTIONS	NET VALUATION
C001	County General	24,533,015	139,856,397	17,647,697	182,037,109	3,541,730	4,892,918	173,602,461
COUNTY TOTAL VALUATION		24,533,015	139,856,397	17,647,697	182,037,109	3,541,730	4,892,918	173,602,461

Fire-District								
DISTRICT	DESCRIPTION	PERSONAL PROPERTY	REAL PROPERTY	PUBLIC SERVICE	TOTAL VALUATION	HOMESTEAD EXEMPTIONS	OTHER EXEMPTIONS	NET VALUATION
A001	Ambulance	24,533,015	139,856,397	17,647,697	182,037,109	3,541,730	4,892,918	173,602,461
FIRE-DISTRICT TOTAL VALUATION		24,533,015	139,856,397	17,647,697	182,037,109	3,541,730	4,892,918	173,602,461

School								
DISTRICT	DESCRIPTION	PERSONAL PROPERTY	REAL PROPERTY	PUBLIC SERVICE	TOTAL VALUATION	HOMESTEAD EXEMPTIONS	OTHER EXEMPTIONS	NET VALUATION
JT01	Greer	0	10,328	0	10,328	0	0	10,328
SD01	Navajo	1,326,736	12,784,438	1,688,690	15,799,864	424,111	826,269	14,549,484
SD14	Duke	5,823,775	6,461,711	2,035,747	14,321,233	131,841	75,445	14,113,947
SD18	Altus	14,711,605	105,725,131	8,960,966	129,397,702	2,444,925	3,553,238	123,399,539
SD40	Olustee-Eldorado	2,075,589	7,468,936	4,229,386	13,773,911	220,006	28,243	13,525,662

2022 JACKSON COUNTY ASSESSOR'S OFFICE REPORT TO THE EXCISE BOARD

07/28/2022

SDS4	Blair	595,310	7,405,853	732,908	8,734,071	320,847	409,723	8,003,501	173,602,461
SCHOOL TOTAL VALUATION		24,533,015	139,856,397	17,647,697	182,037,109	3,541,730	4,892,918	173,602,461	

TIF-District									
DISTRICT	DESCRIPTION	PERSONAL PROPERTY	REAL PROPERTY	PUBLIC SERVICE	TOTAL VALUATION	HOMESTEAD EXEMPTIONS	OTHER EXEMPTIONS	NET VALUATION	
TF01	Altus TIF 01	2,397,778	899,767	0	3,297,545	0	0	3,297,545	
TF02	Altus TIF 02	117,577	32,873	0	150,450	0	0	150,450	
TF03	Altus TIF 03	30,026	98,636	0	128,662	-901	0	129,563	
TF04	Altus TIF 04	0	0	0	0	0	0	0	
TIF-DISTRICT TOTAL VALUATION		2,545,381	1,031,276	0	3,576,657	-901	0	3,577,558	

Vo-Tech									
DISTRICT	DESCRIPTION	PERSONAL PROPERTY	REAL PROPERTY	PUBLIC SERVICE	TOTAL VALUATION	HOMESTEAD EXEMPTIONS	OTHER EXEMPTIONS	NET VALUATION	
VT01	Vo Tech	24,533,015	139,856,397	17,647,697	182,037,109	3,541,730	4,892,918	173,602,461	
VO-TECH TOTAL VALUATION		24,533,015	139,856,397	17,647,697	182,037,109	3,541,730	4,892,918	173,602,461	

I, Lisa Roberson, Assessor of Jackson County Oklahoma, do hereby certify that the foregoing is a true and correct statement of valuations for Real Estate, Personal Property, Public Service and Homestead Exemptions as certified by the State Board of Equalization and shown by the records in the County Assessor's office. Subscribed by my name and affixed the seal of the County Assessor's office on this day of 07/28/2022.

State of Oklahoma)
) SS
 Jackson County)

Lisa Roberson
 Lisa Roberson
 County Assessor
 Jackson County



I, Robin Booker, County Clerk of Jackson County Oklahoma, do hereby certify that the above is a true, correct and complete list of the valuations of Jackson County Oklahoma as certified by the Jackson County Assessor's office.

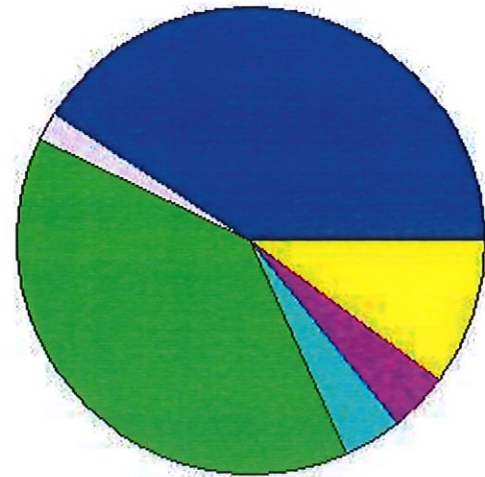
Robin Booker
 Robin Booker
 County Clerk
 Jackson County



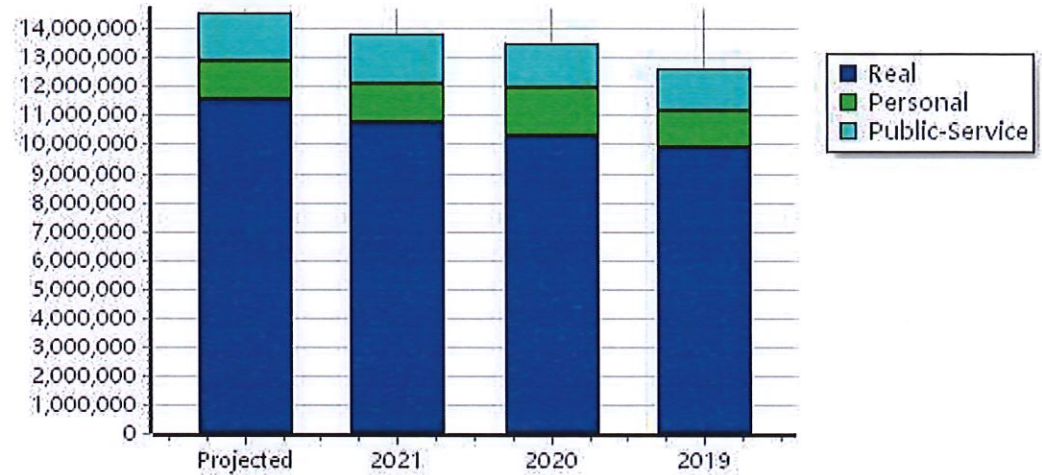
Date
 8-3-22

De Stiffens
 Excise Board:

Real	Count	Value
Agricultural	1,260	6,331,482
Commercial	33	271,071
Residential	807	6,181,885
Total Real Value	2,100	12,784,438
Homestead	415	424,111
Veteran	40	826,269
Other	0	0
Total Exempt	467	1,250,380
TIF Increment Value		
Net Assessed		11,534,058
Net Assessed Under Protest		
Senior Freeze	28	109,762
Capped Parcels	868	2,023,113



Personal	Count	Value
Agricultural	87	622,892
Commercial	23	697,771
Mobile Home	40	87,583
Total Personal	150	1,408,246
Total Exempt	15	81,510
TIF Increment Value		
Net Assessed		1,326,736
Net Assessed Under Protest		
Public Service	Count	Value
Total PS Value	25	1,688,690
TIF Increment Value		
Net Assessed		1,688,690



District Totals	
Total Gross Value	15,881,374
Homestead Loss	424,111
Other Exemption Loss	907,779
TIF Increment Value	
Retained TIF Value	
Net Assessed Value	14,549,484
Net Assessed Under Protest	

* Public Service Protests Values are not included on this report.

Real	Count	Value
------	-------	-------

Agricultural	4	10,328
Commercial	0	0
Residential	0	0
Total Real Value	4	10,328
Homestead	0	0
Veteran	0	0
Other	0	0
Total Exempt	0	0


TIF Increment Value		
Net Assessed		10,328
Net Assessed Under Protest		
Senior Freeze	0	0
Capped Parcels	0	0

Personal	Count	Value
Agricultural	0	0
Commercial	0	0
Mobile Home	0	0
Total Personal	0	0
Total Exempt	0	0

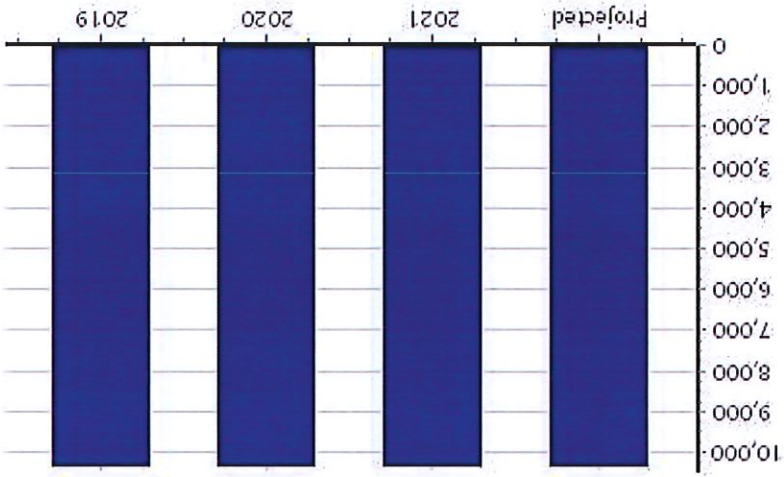
Public Service	Count	Value
Total PS Value	0	0
TIF Increment Value		
Net Assessed		0

District Totals	Count	Value
Total Gross Value		10,328
Homestead Loss		0
Other Exemption Loss		0
TIF Increment Value		
Retained TIF Value		
Net Assessed Value		10,328

Net Assessed Under Protest
 * Public Service Protests Values are not included on this report.



100 % Real Ag	■
0 % Real Comm	□
0 % Real Res	■
0 % Mobile Home	■
0 % PP Comm	■
0 % PP-Ag	■
0 % Public-Service	■



Real	■
Personal	■
Public-Service	■

Real	Count	Value
Agricultural	663	2,622,306
Commercial	37	2,055,368
Residential	328	1,784,037
Total Real Value	1,028	6,461,711
Homestead	126	131,841
Veteran	6	75,445
Other	0	0
Total Exempt	138	207,286

TIF Increment Value

Net Assessed 6,254,425

Net Assessed Under Protest

Senior Freeze 15 25,243
 Capped Parcels 220 335,945

Personal	Count	Value
Agricultural	45	720,147
Commercial	35	5,189,708
Mobile Home	5	13,696
Total Personal	85	5,923,551
Total Exempt	3	99,776

TIF Increment Value

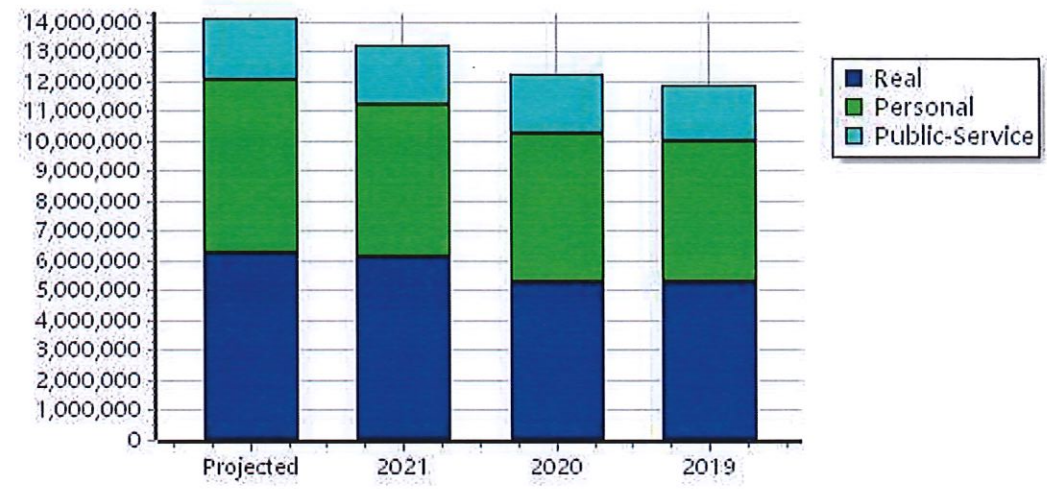
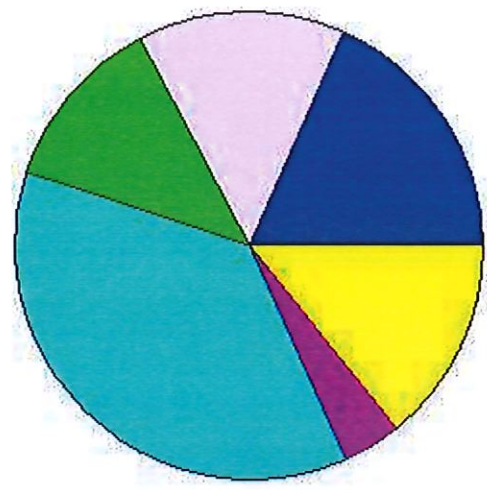
Net Assessed 5,823,775

Net Assessed Under Protest

Public Service	Count	Value
Total PS Value	25	2,035,747
TIF Increment Value		
Net Assessed		2,035,747

District Totals	
Total Gross Value	14,421,009
Homestead Loss	131,841
Other Exemption Loss	175,221
TIF Increment Value	
Retained TIF Value	
Net Assessed Value	14,113,947
Net Assessed Under Protest	

* Public Service Protests Values are not included on this report.



Real	Count	Value
------	-------	-------

Agricultural	1,421	4,623,812
Commercial	1,039	26,166,290
Residential	8,670	75,967,206
Total Real Value	11,130	106,757,308
Homestead	2,342	2,444,925
Veteran	244	3,553,238
Other	0	0
Total Exempt	2,704	5,998,163
TIF Increment Value	1,032,177	1,032,177
Net Assessed	99,726,968	99,726,968
Net Assessed Under Protest	295	453,175
Senior Freeze	295	453,175
Capped Parcels	4,871	8,949,804
Personal	Count	Value
Agricultural	132	3,875,569
Commercial	633	14,577,082
Mobile Home	107	181,544
Total Personal	872	18,634,195
Total Exempt	16	1,377,209
TIF Increment Value	2,545,381	2,545,381
Net Assessed	14,711,605	14,711,605
Net Assessed Under Protest		
Public Service	Count	Value
Total PS Value	52	8,960,966
TIF Increment Value	0	0
Net Assessed	8,960,966	8,960,966

District Totals

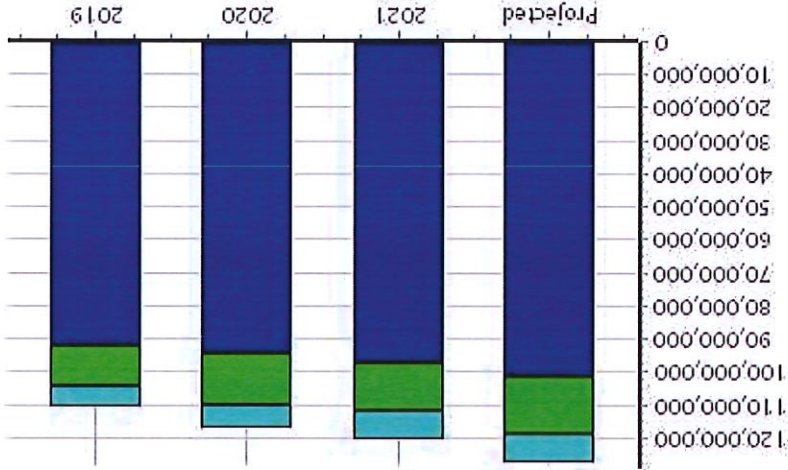
Total Gross Value	134,352,469
Homestead Loss	2,444,925
Other Exemption Loss	4,930,447
TIF Increment Value	3,577,558
Retained TIF Value	
Net Assessed Value	123,399,539
Net Assessed Under Protest	

* Public Service Protests Values are not included on this report.

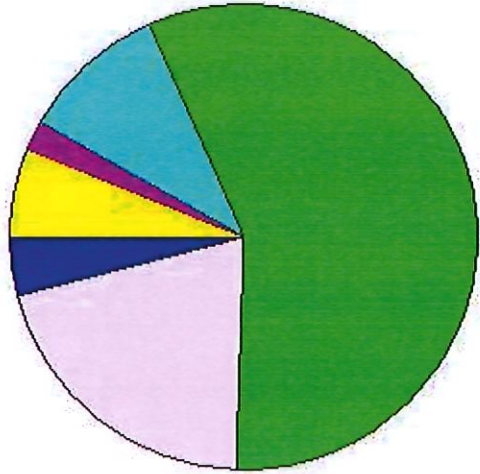
Code	Description	Expires	Base Value	Increment Value	Retained Inc	Total Value
------	-------------	---------	------------	-----------------	--------------	-------------

1	Bar S TIF District	2030	2,409,774	3,297,545	5,707,319	2,545,134	
2	INDUSTRIAL BYPASS COUNTY	2046	2,394,684	150,450	2,545,134	2,965,654	
3	INDUSTRIAL BYPASS CITY	2046	2,836,091	129,563	2,965,654	0	
4	VETERANS DRIVE TIF 4	2046	0	0	0	11,218,107	
Total TIF Valuation :							7,640,549

TIF Project Summary


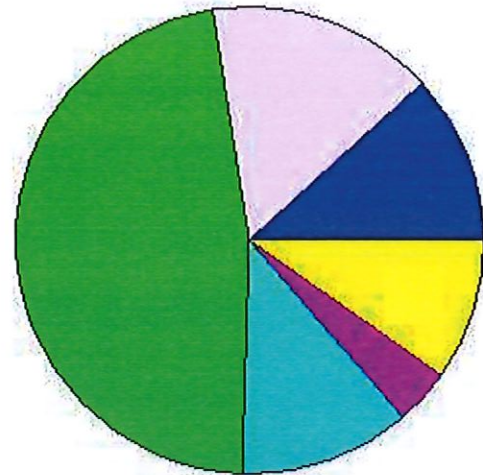


Real
Personal
Public-Service

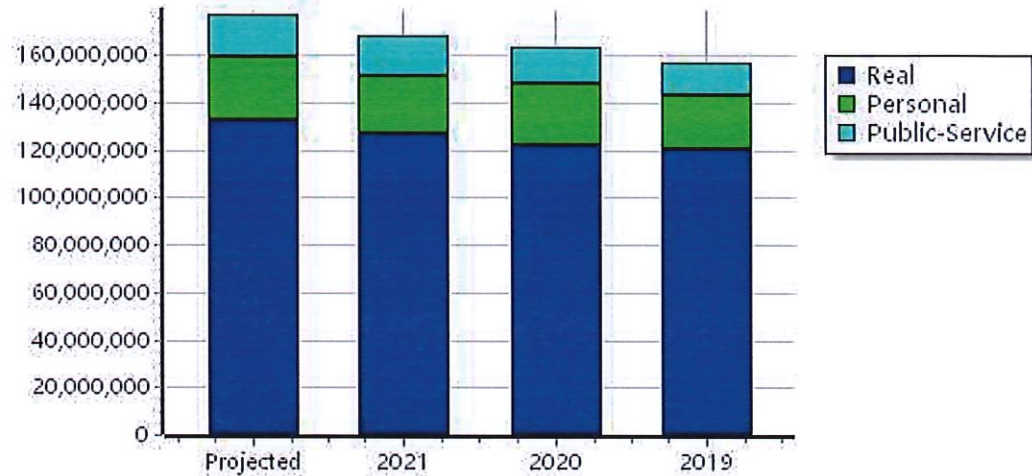


4 % Real Ag
20 % Real Comm
56 % Real Res
0 % Mobile Home
10 % PP Comm
2 % PP-Ag
6 % Public-Service

Real	Count	Value
Agricultural	5,284	20,724,449
Commercial	1,254	29,701,153
Residential	11,537	90,462,972
Total Real Value	18,075	140,888,574
Homestead	3,402	3,541,730
Veteran	324	4,892,918
Other	0	0
Total Exempt	3,888	8,434,648
TIF Increment Value		1,032,177
Net Assessed		131,421,749
Net Assessed Under Protest		
Senior Freeze	401	713,168
Capped Parcels	7,107	13,115,851



Personal	Count	Value
Agricultural	359	5,985,358
Commercial	795	22,925,145
Mobile Home	211	447,841
Total Personal	1,365	29,358,344
Total Exempt	48	2,279,948
TIF Increment Value		2,545,381
Net Assessed		24,533,015
Net Assessed Under Protest		
Public Service	Count	Value
Total PS Value	146	17,647,697
TIF Increment Value		0
Net Assessed		17,647,697



District Totals	
Total Gross Value	187,894,615
Homestead Loss	3,541,730
Other Exemption Loss	7,172,866
TIF Increment Value	3,577,558
Retained TIF Value	
Net Assessed Value	173,602,461
Net Assessed Under Protest	

TIF Project Summary						
Code	Description	Expires	Base Value	Increment Value	Retained Inc	Total Value
1	Bar S TIF District	2030	2,409,774	3,297,545		5,707,319
2	INDUSTRIAL BYPASS COUNTY	2046	2,394,684	150,450		2,545,134
3	INDUSTRIAL BYPASS CITY	2046	2,836,091	129,563		2,965,654
4	VETERANS DRIVE TIF 4	2046	0	0		0
Total TIF Valuation :			7,640,549	3,577,558	0	11,218,107

* Public Service Protests Values are not included on this report.

Real	Count	Value
------	-------	-------

Agricultural	5,284	20,724,449
Commercial	1,254	29,701,153
Residential	11,537	90,462,972
Total Real Value	18,075	140,888,574
Homestead	3,402	3,541,730
Veteran	324	4,892,918
Other	0	0
Total Exempt	3,888	8,434,648
TIF Increment Value	1,032,177	
Net Assessed		131,421,749
Net Assessed Under Protest		713,168
Senior Freeze	401	713,168
Capped Parcels	7,107	13,115,851

Personal	Count	Value
----------	-------	-------

Agricultural	359	5,985,358
Commercial	795	22,925,145
Mobile Home	211	447,841
Total Personal	1,365	29,358,344
Total Exempt	48	2,279,948
TIF Increment Value		2,545,381
Net Assessed		24,533,015
Net Assessed Under Protest		

Public Service	Count	Value
----------------	-------	-------

Total PS Value	146	17,647,697
TIF Increment Value		0
Net Assessed		17,647,697

District Totals	Total Gross Value
-----------------	-------------------

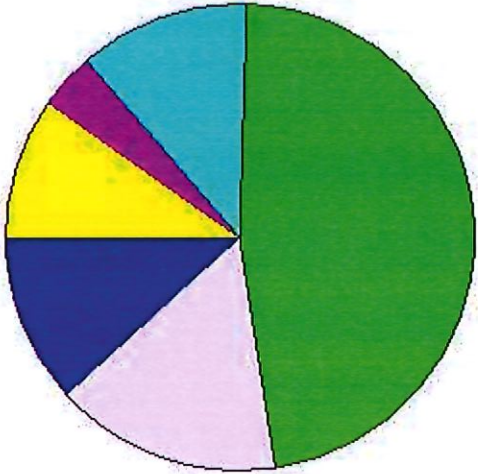
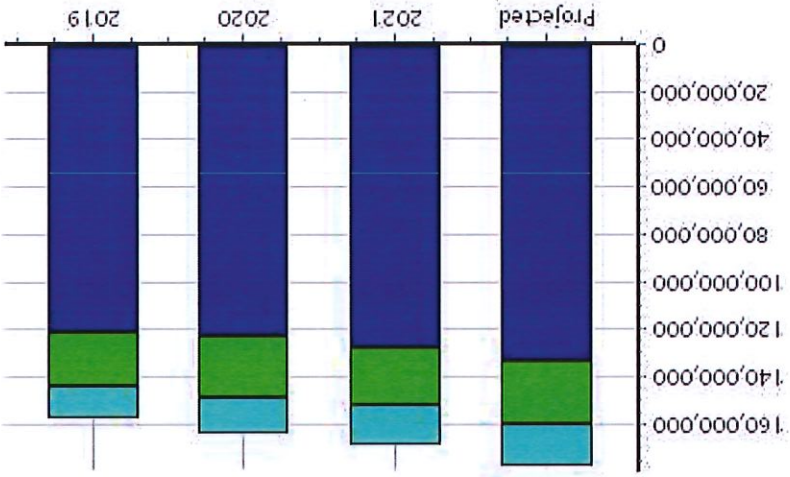
	187,894,615
--	-------------

Homestead Loss	3,541,730
Other Exemption Loss	7,172,866
TIF Increment Value	3,577,558
Retained TIF Value	
Net Assessed Value	173,602,461

Net Assessed Under Protest
* Public Service Protests Values are not included on this report.

TIF Project Summary						
Code	Description	Expires	Base Value	Increment Value	Retained Inc	Total Value

1	Bar S TIF District	2030	2,409,774	3,297,545	5,707,319	
2	INDUSTRIAL BYPASS COUNTY	2046	2,394,684	150,450	2,545,134	
3	INDUSTRIAL BYPASS CITY	2046	2,836,091	129,563	2,965,654	
4	VETERANS DRIVE TIF 4	2046	0	0	0	
Total TIF Valuation :			7,640,549	3,577,558	11,218,107	0



Real	Count	Value
Agricultural	3	2,579
Commercial	56	440,066
Residential	428	1,636,418
Total Real Value	487	2,079,063
Homestead	118	123,847
Veteran	6	22,433
Other	0	0
Total Exempt	130	146,280

TIF Increment Value

Net Assessed 1,932,783

Net Assessed Under Protest

Senior Freeze	11	9,313
Capped Parcels	195	199,329

Personal	Count	Value
Agricultural	0	0
Commercial	37	88,741
Mobile Home	14	28,686
Total Personal	51	117,427
Total Exempt	0	0

TIF Increment Value

Net Assessed 117,427

Net Assessed Under Protest

Public Service	Count	Value
Total PS Value	9	324,658

TIF Increment Value

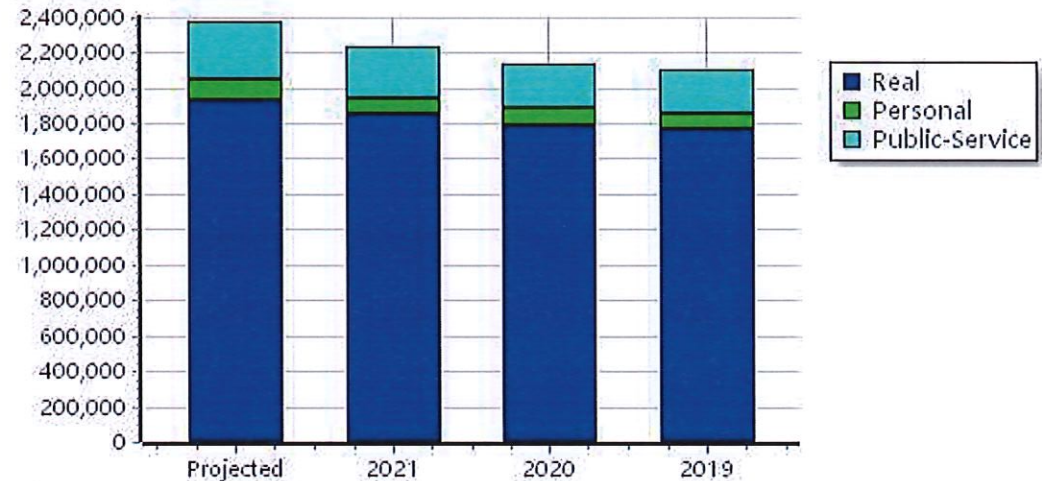
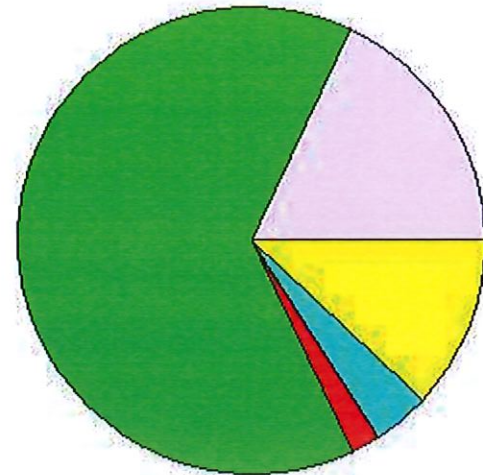
Net Assessed 324,658

District Totals

Total Gross Value	2,521,148
Homestead Loss	123,847
Other Exemption Loss	22,433
TIF Increment Value	
Retained TIF Value	
Net Assessed Value	2,374,868

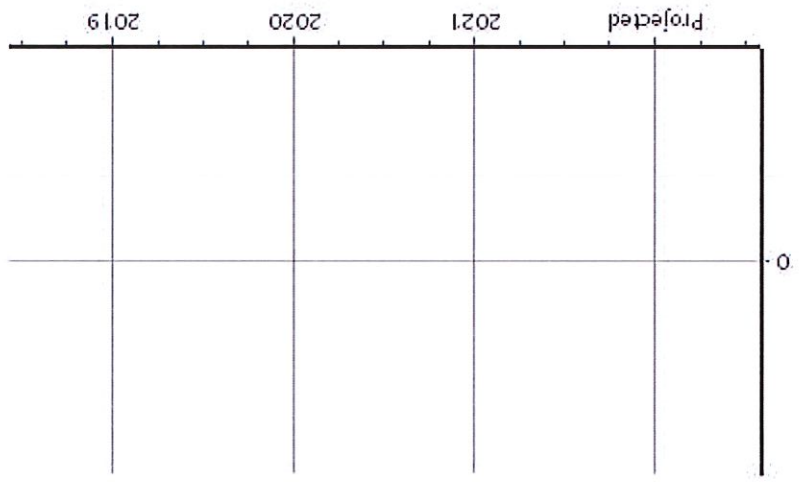
Net Assessed Under Protest

* Public Service Protests Values are not included on this report.



Real	Count	Value
Agricultural	0	0
Commercial	0	0
Residential	0	0
Total Real Value	0	0
Homestead	0	0
Veteran	0	0
Other	0	0
Total Exempt	0	0
TIF Increment Value		
Net Assessed	0	
Net Assessed Under Protest		
Senior Freeze	0	0
Capped Parcels	0	0
Personal	Count	Value
Agricultural	0	0
Commercial	0	0
Mobile Home	0	0
Total Personal	0	0
Total Exempt	0	0
TIF Increment Value		
Net Assessed	0	
Net Assessed Under Protest		
Public Service	Count	Value
Total PS Value	0	0
TIF Increment Value		
Net Assessed	0	
District Totals		
Total Gross Value	0	0
Homestead Loss	0	0
Other Exemption Loss	0	0
TIF Increment Value		
Retained TIF Value		
Net Assessed Value	0	
Net Assessed Under Protest		

* Public Service Protest Values are not included on this report.



- Real
- Personal
- Public-Service

Real	Count	Value
Agricultural	2	126
Commercial	0	0
Residential	147	148,744
Total Real Value	149	148,870
Homestead	13	13,000
Veteran	0	0
Other	0	0
Total Exempt	13	13,000

TIF Increment Value

Net Assessed 135,870

Net Assessed Under Protest

Senior Freeze	2	3,067
Capped Parcels	120	77,405

Personal	Count	Value
Agricultural	0	0
Commercial	5	14,549
Mobile Home	1	3,716
Total Personal	6	18,265
Total Exempt	0	0

TIF Increment Value

Net Assessed 18,265

Net Assessed Under Protest

Public Service	Count	Value
Total PS Value	7	324,783

TIF Increment Value

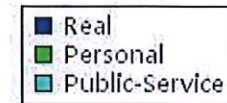
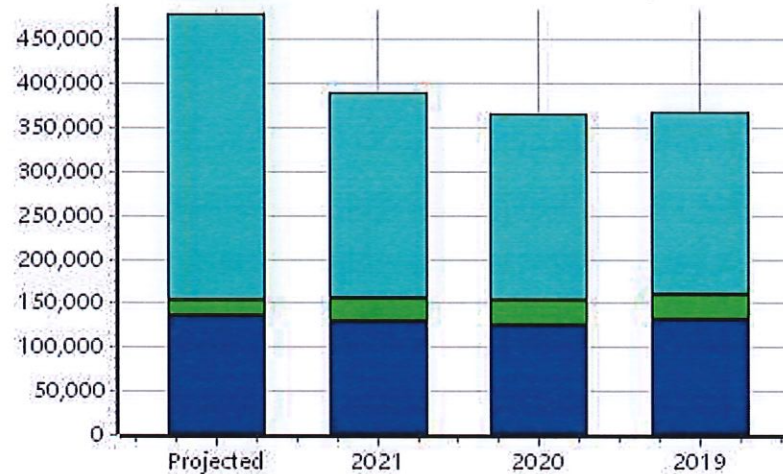

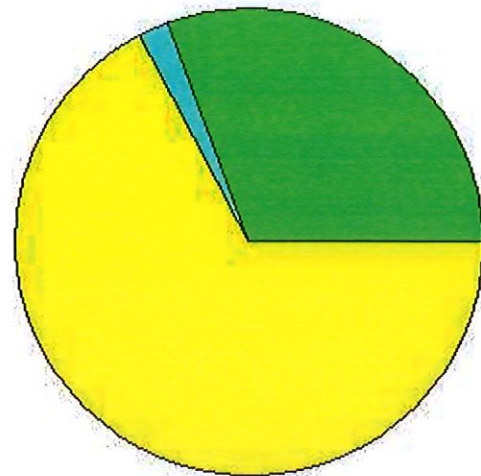
Net Assessed 324,783

District Totals

Total Gross Value	491,918
Homestead Loss	13,000
Other Exemption Loss	0
TIF Increment Value	
Retained TIF Value	
Net Assessed Value	478,918

Net Assessed Under Protest

* Public Service Protests Values are not included on this report.



Real	Count	Value
------	-------	-------

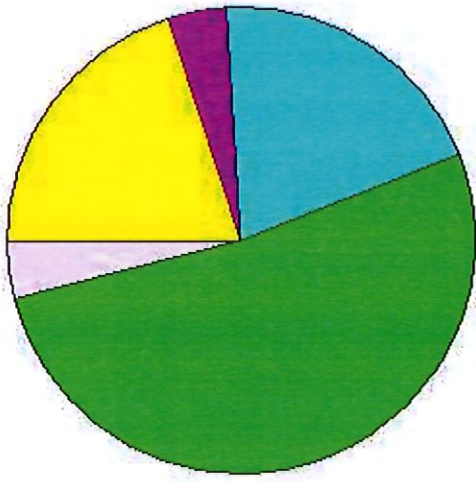
Agricultural	22	13,377
Commercial	56	78,738
Residential	501	823,121
Total Real Value	579	915,236
Homestead	72	74,155
Veteran	1	5,685
Other	0	0
Total Exempt	78	79,840

Personal	Count	Value
Agricultural	2	56,027
Commercial	12	304,866
Mobile Home	0	0
Total Personal	14	360,893
Total Exempt	0	0

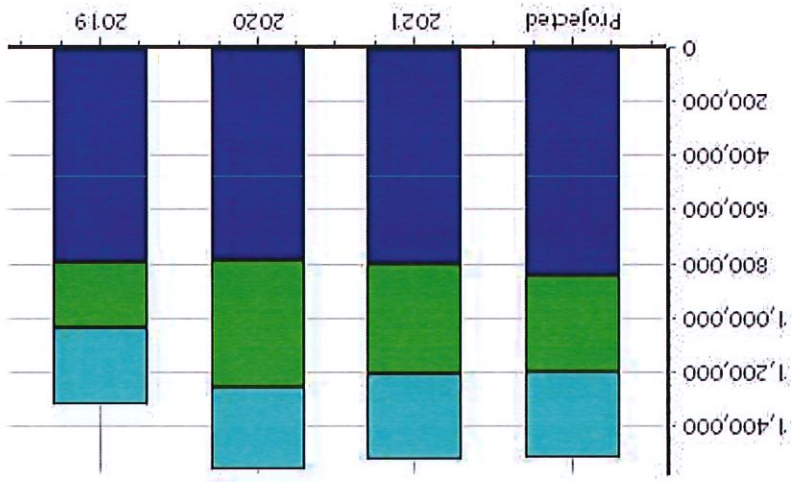
Public Service	Count	Value
Total PS Value	6	318,741
TIF Increment Value		
Net Assessed		360,893
Net Assessed Under Protest		

District Totals	Count	Value
Total Gross Value		1,594,870
Homestead Loss		74,155
Other Exemption Loss		5,685
TIF Increment Value		
Retained TIF Value		
Net Assessed Value		1,515,030
Net Assessed Under Protest		

* Public Service Protests Values are not included on this report.



0 % Real Ag	0 % Real Res
4 % Real Comm	0 % Mobile Home
20 % PP Comm	4 % PP-Ag
20 % Public-Service	



Real	Public-Service
Personal	

Real	Count	Value
Agricultural	4	7,960
Commercial	34	261,772
Residential	269	1,278,025
Total Real Value	307	1,547,757
Homestead	77	82,000
Veteran	4	24,348
Other	0	0
Total Exempt	86	106,348

TIF Increment Value

Net Assessed 1,441,409

Net Assessed Under Protest

Senior Freeze	13	25,243
Capped Parcels	144	157,452

Personal	Count	Value
Agricultural	8	170,768
Commercial	22	111,437
Mobile Home	1	798
Total Personal	31	283,003
Total Exempt	1	200

TIF Increment Value

Net Assessed 282,803

Net Assessed Under Protest

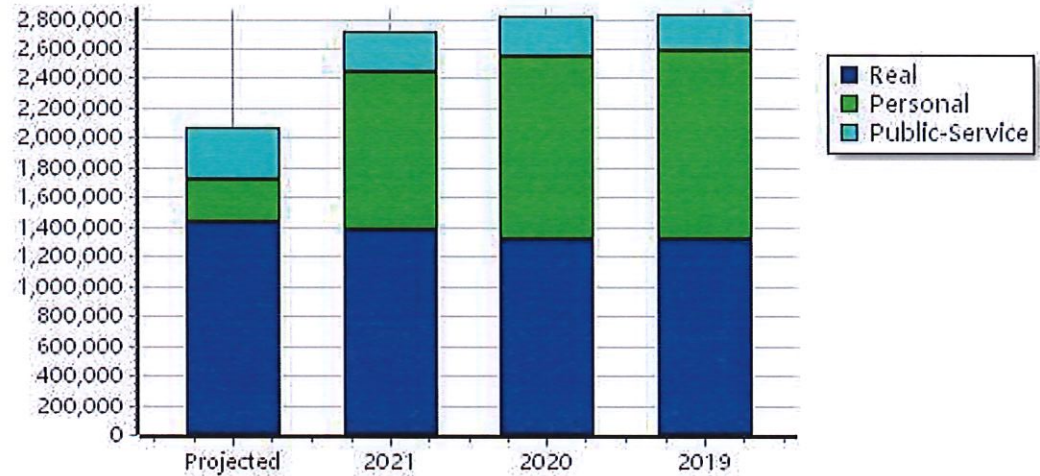
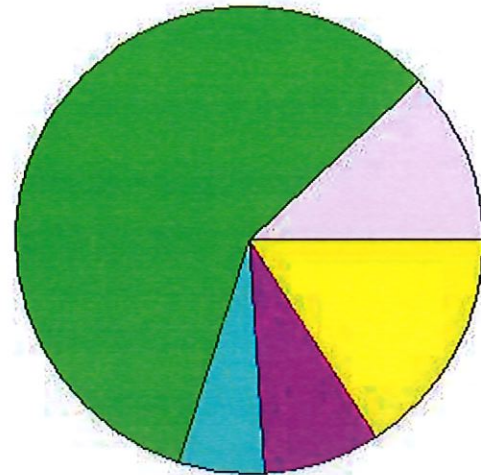
Public Service	Count	Value
Total PS Value	6	347,148
TIF Increment Value		
Net Assessed		347,148

District Totals

Total Gross Value	2,177,908
Homestead Loss	82,000
Other Exemption Loss	24,548
TIF Increment Value	
Retained TIF Value	
Net Assessed Value	2,071,360

Net Assessed Under Protest

* Public Service Protests Values are not included on this report.



Real	Count	Value
------	-------	-------

Agricultural	4	7,583
Commercial	13	111,081
Residential	416	915,174
Total Real Value	433	1,033,838
Homestead	75	80,851
Veteran	3	18,799
Other	0	0
Total Exempt	85	99,650

TIF Increment Value		
Net Assessed		934,188
Net Assessed Under Protest		
Senior Freeze	10	4,367
Capped Parcels	236	282,529

Personal	Count	Value
----------	-------	-------

Agricultural	0	0
Commercial	9	107,582
Mobile Home	9	13,244
Total Personal	18	120,826
Total Exempt	0	0

TIF Increment Value		
Net Assessed		120,826
Net Assessed Under Protest		

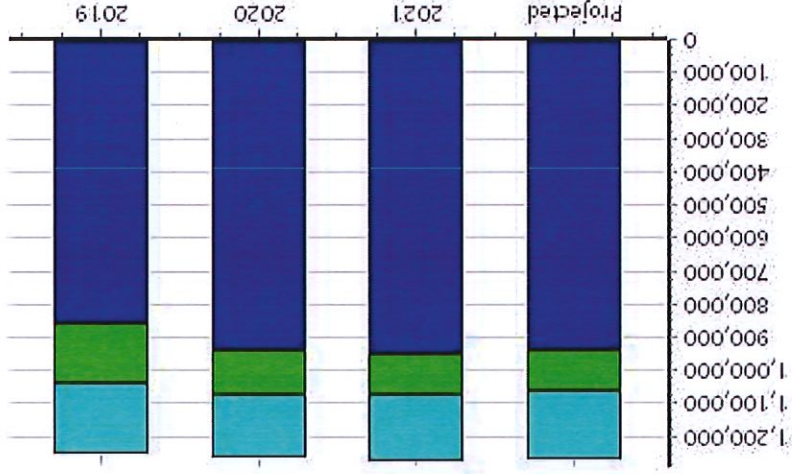
Public Service	Count	Value
----------------	-------	-------

Total PS Value	5	211,121
TIF Increment Value		
Net Assessed		211,121

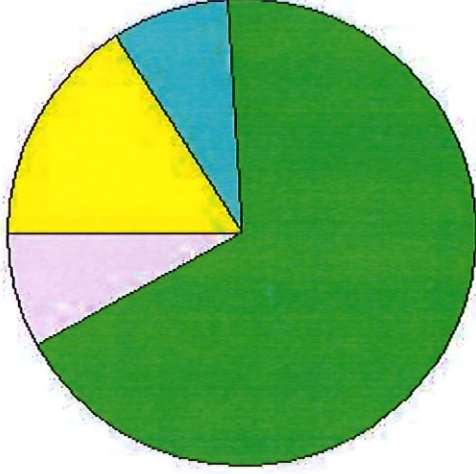
District Totals	Total Gross Value
-----------------	-------------------

Homestead Loss	80,851
Other Exemption Loss	18,799
TIF Increment Value	
Retained TIF Value	
Net Assessed Value	1,266,135

Net Assessed Under Protest



Legend for Bar Chart:
 ■ Real (Dark Blue)
 ■ Personal (Green)
 ■ Public-Service (Light Blue)



Legend for Pie Chart:
 ■ 0 % Real Ag
 ■ 8 % Real Comm
 ■ 68 % Real Res
 ■ 0 % Mobile Home
 ■ 8 % PP Comm
 ■ 0 % PP Ag
 ■ 16 % Public-Service

Real	Count	Value
Agricultural	1	831
Commercial	22	21,545
Residential	51	33,058
Total Real Value	74	55,434
Homestead	3	3,000
Veteran	0	0
Other	0	0
Total Exempt	3	3,000

TIF Increment Value

Net Assessed 52,434

Net Assessed Under Protest

Senior Freeze	0	0
Capped Parcels	66	106,348

Personal	Count	Value
Agricultural	1	551
Commercial	0	0
Mobile Home	0	0
Total Personal	1	551
Total Exempt	0	0

TIF Increment Value

Net Assessed 551

Net Assessed Under Protest

Public Service	Count	Value
Total PS Value	1	469

TIF Increment Value

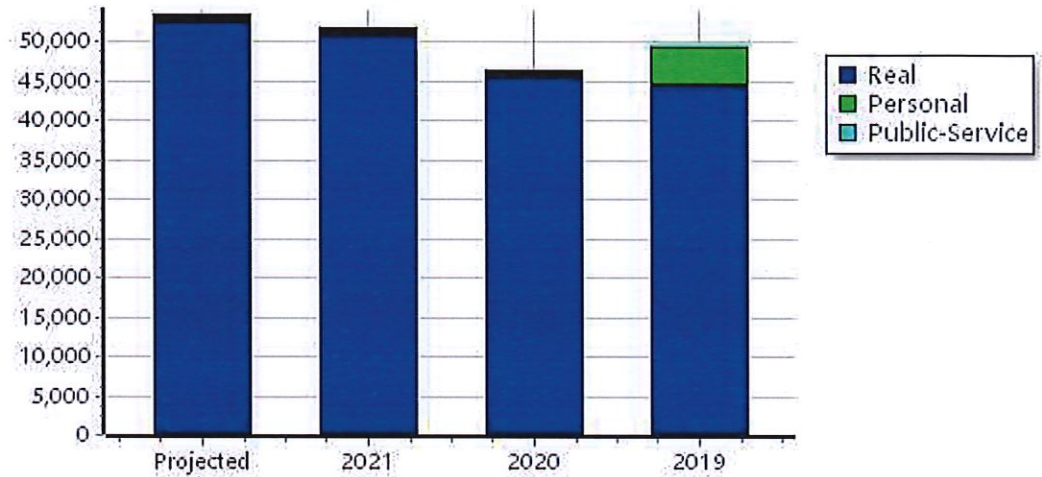
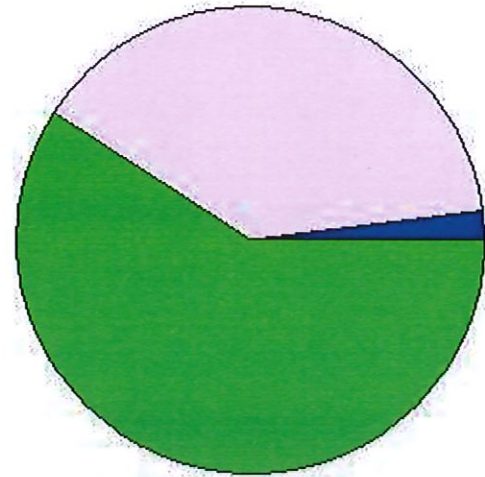
Net Assessed 469

District Totals

Total Gross Value	56,454
Homestead Loss	3,000
Other Exemption Loss	0
TIF Increment Value	
Retained TIF Value	
Net Assessed Value	53,454

Net Assessed Under Protest

* Public Service Protests Values are not included on this report.



Real	Count	Value
------	-------	-------

Agricultural	8	951
Commercial	6	2,672
Residential	155	160,392
Total Real Value	169	164,015
Homestead	25	25,865
Veteran	1	4,220
Other	0	0
Total Exempt	29	30,085

TIF Increment Value		
Net Assessed		133,930
Net Assessed Under Protest		
Senior Freeze	3	8,230
Capped Parcels	151	228,758

Personal	Count	Value
----------	-------	-------

Agricultural	2	24,162
Commercial	4	15,692
Mobile Home	3	4,996
Total Personal	9	44,850
Total Exempt	0	0

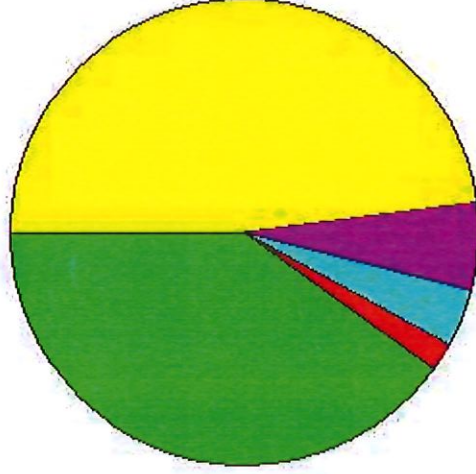
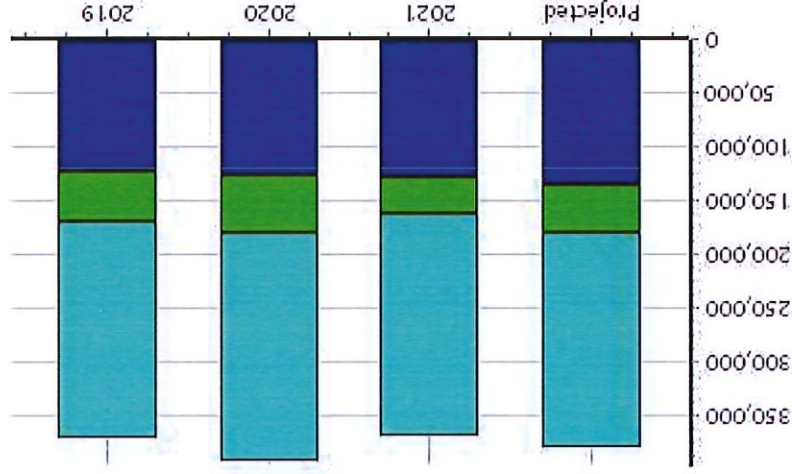
TIF Increment Value		
Net Assessed		44,850
Net Assessed Under Protest		
Public Service	Count	Value
Total PS Value	8	199,444

TIF Increment Value		
Net Assessed		199,444

District Totals

Total Gross Value	408,309
Homestead Loss	25,865
Other Exemption Loss	4,220
TIF Increment Value	
Retained TIF Value	
Net Assessed Value	378,224


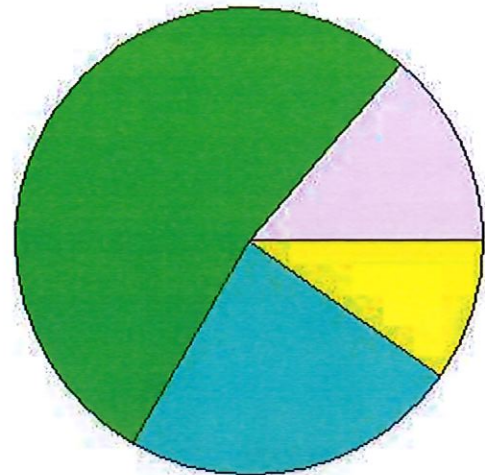
Net Assessed Under Protest



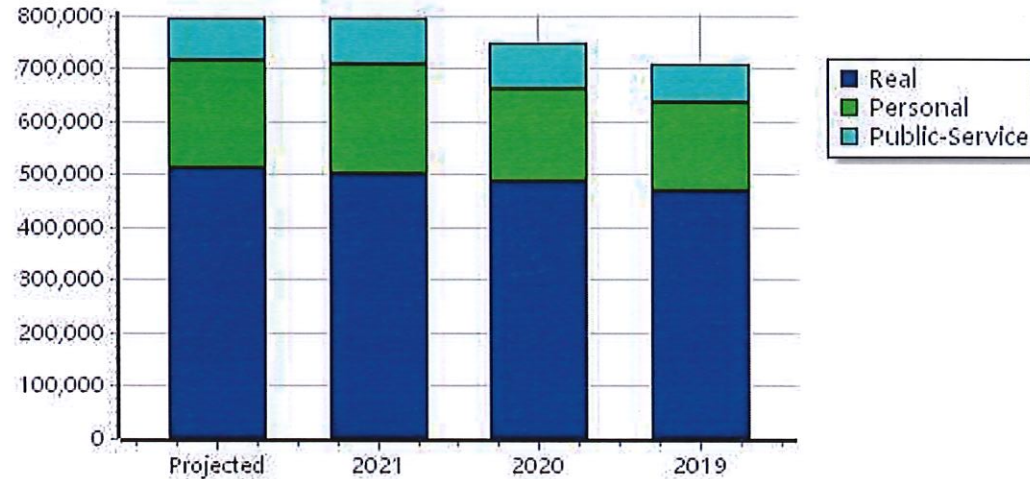
0 % Real Ag	■
0 % Real Comm	□
40 % Real Res	■
2 % Mobile Home	■
4 % PP Comm	■
6 % PP-Ag	■
48 % Public-Service	■

Real	■
Personal	■
Public-Service	■

Real	Count	Value
Agricultural	0	0
Commercial	16	109,808
Residential	128	451,751
Total Real Value	144	561,559
Homestead	28	29,947
Veteran	1	19,691
Other	0	0
Total Exempt	31	49,638
TIF Increment Value		
Net Assessed		511,921
Net Assessed Under Protest		
Senior Freeze	6	6,296
Capped Parcels	74	96,153

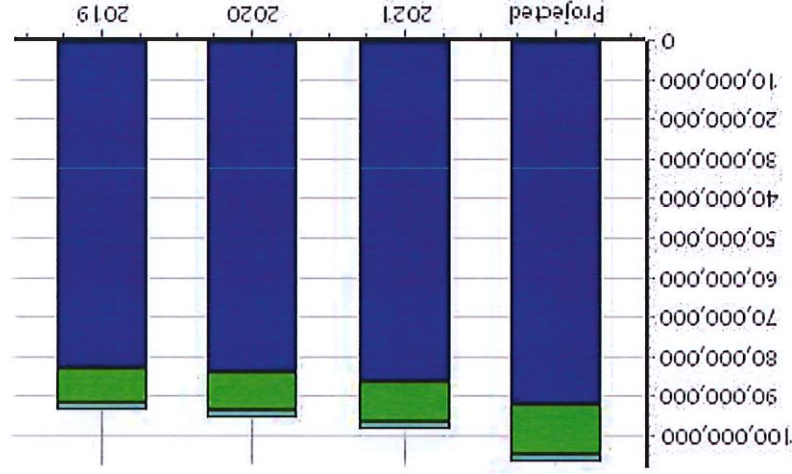
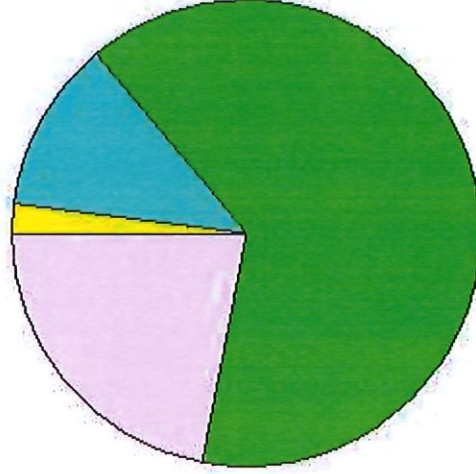
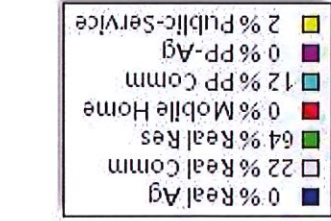


Personal	Count	Value
Agricultural	0	0
Commercial	6	200,750
Mobile Home	3	1,534
Total Personal	9	202,284
Total Exempt	0	0
TIF Increment Value		
Net Assessed		202,284
Net Assessed Under Protest		
Public Service		
Total PS Value	8	79,810
TIF Increment Value		
Net Assessed		79,810



District Totals	
Total Gross Value	843,653
Homestead Loss	29,947
Other Exemption Loss	19,691
TIF Increment Value	
Retained TIF Value	
Net Assessed Value	794,015
Net Assessed Under Protest	

* Public Service Protests Values are not included on this report.



TIF Project Summary

Code	Description	Expires	Base Value	Increment Value	Retained Inc	Total Value
1	Bar S TIF District	2030	2,409,774	3,297,545	5,707,319	5,707,319
2	INDUSTRIAL BYPASS COUNTY	2046	2,394,684	150,450	2,545,134	2,545,134
3	INDUSTRIAL BYPASS CITY	2046	2,836,091	129,563	2,965,654	2,965,654
4	VETERANS DRIVE TIF 4	2046	0	0	0	0
Total TIF Valuation :			7,640,549	3,577,558	11,218,107	11,218,107

Real	Count	Value
Agricultural	75	261,450
Commercial	983	25,038,666
Residential	8,070	72,289,397
Total Real Value	9,128	97,589,513

Category	Count	Value
Other	0	0
Total Exempt	2,513	5,650,621
Net Assessed	1,032,177	90,906,715
Net Assessed Under Protest	286	420,799
Senior Freeze	4,301	8,041,013
Personal	Count	Value
Agricultural	17	796,468
Commercial	593	12,715,182
Mobile Home	90	137,864
Total Personal	700	13,649,514
Total Exempt	4	1,374,961
TIF Increment Value	2,545,381	9,729,172
Net Assessed	9,729,172	9,729,172
Net Assessed Under Protest	Count	Value
Public Service	24	2,067,438
Total PS Value	24	2,067,438
TIF Increment Value	0	0
Net Assessed	2,067,438	2,067,438

Category	Count	Value
Personal	Count	Value
Agricultural	17	796,468
Commercial	593	12,715,182
Mobile Home	90	137,864
Total Personal	700	13,649,514
Total Exempt	4	1,374,961
TIF Increment Value	2,545,381	9,729,172
Net Assessed	9,729,172	9,729,172
Net Assessed Under Protest	Count	Value
Public Service	24	2,067,438
Total PS Value	24	2,067,438
TIF Increment Value	0	0
Net Assessed	2,067,438	2,067,438

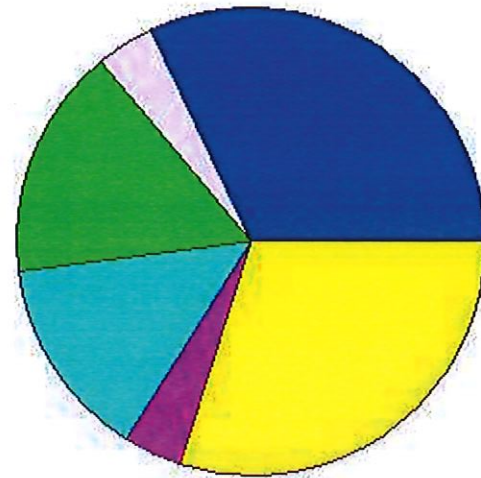
Category	Count	Value
Real	Count	Value
Agricultural	75	261,450
Commercial	983	25,038,666
Residential	8,070	72,289,397
Total Real Value	9,128	97,589,513
Homestead	2,168	2,268,703
Veteran	230	3,381,918
Other	0	0
Total Exempt	2,513	5,650,621
TIF Increment Value	1,032,177	90,906,715
Net Assessed	90,906,715	90,906,715
Net Assessed Under Protest	286	420,799
Senior Freeze	4,301	8,041,013
Personal	Count	Value
Agricultural	17	796,468
Commercial	593	12,715,182
Mobile Home	90	137,864
Total Personal	700	13,649,514
Total Exempt	4	1,374,961
TIF Increment Value	2,545,381	9,729,172
Net Assessed	9,729,172	9,729,172
Net Assessed Under Protest	Count	Value
Public Service	24	2,067,438
Total PS Value	24	2,067,438
TIF Increment Value	0	0
Net Assessed	2,067,438	2,067,438

Category	Count	Value
District Totals		
Total Gross Value	113,306,465	113,306,465
Homestead Loss	2,268,703	2,268,703
Other Exemption Loss	4,756,879	4,756,879
TIF Increment Value	3,577,558	3,577,558
Retained TIF Value	0	0
Net Assessed Value	102,703,325	102,703,325

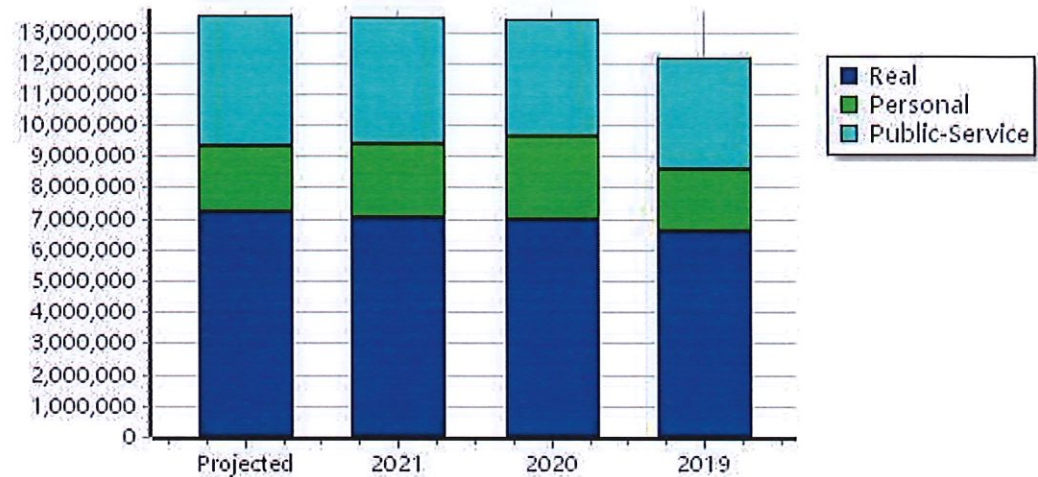
Code	Description	Expires	Base Value	Increment Value	Retained Inc	Total Value
1	Bar S TIF District	2030	2,409,774	3,297,545	5,707,319	5,707,319
2	INDUSTRIAL BYPASS COUNTY	2046	2,394,684	150,450	2,545,134	2,545,134
3	INDUSTRIAL BYPASS CITY	2046	2,836,091	129,563	2,965,654	2,965,654
4	VETERANS DRIVE TIF 4	2046	0	0	0	0
Total TIF Valuation :			7,640,549	3,577,558	11,218,107	11,218,107

Net Assessed Under Protest
 * Public Service Protests Values are not included on this report.

Real	Count	Value
Agricultural	1,481	4,579,089
Commercial	76	619,540
Residential	1,012	2,270,307
Total Real Value	2,569	7,468,936
Homestead	211	220,006
Veteran	5	28,243
Other	0	0
Total Exempt	229	248,249
TIF Increment Value		
Net Assessed		7,220,687
Net Assessed Under Protest		
Senior Freeze	30	35,538
Capped Parcels	671	802,558



Personal	Count	Value
Agricultural	58	616,437
Commercial	47	2,131,138
Mobile Home	20	48,067
Total Personal	125	2,795,642
Total Exempt	7	720,053
TIF Increment Value		
Net Assessed		2,075,589
Net Assessed Under Protest		
Public Service	Count	Value
Total PS Value	23	4,229,386
TIF Increment Value		
Net Assessed		4,229,386



District Totals	
Total Gross Value	14,493,964
Homestead Loss	220,006
Other Exemption Loss	748,296
TIF Increment Value	
Retained TIF Value	
Net Assessed Value	13,525,662
Net Assessed Under Protest	

* Public Service Protests Values are not included on this report.

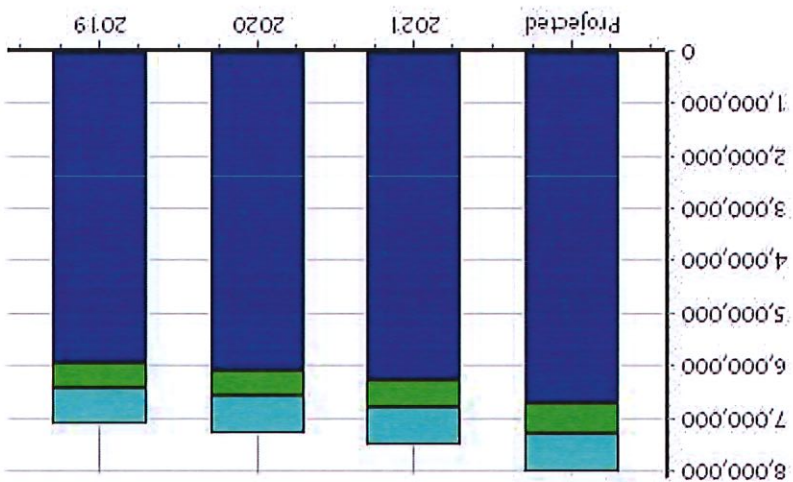
* Public Service Values are not included on this report.

District Totals		
Total Gross Value	8,735,471	
Homestead Loss	320,847	
Other Exemption Loss	411,123	
TIF Increment Value		
Retained TIF Value		
Net Assessed Value	8,003,501	
Net Assessed Under Protest		

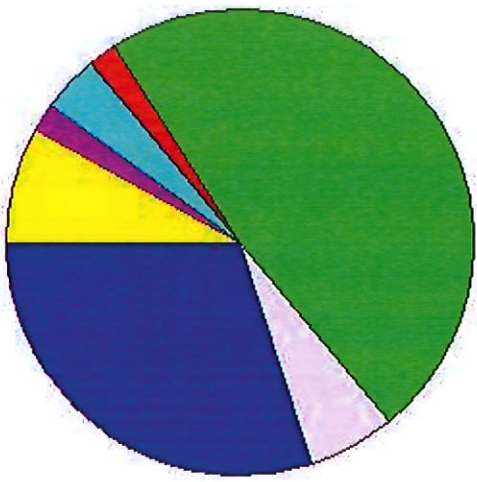
Public Service		
Total PS Value	732,908	21
TIF Increment Value		
Net Assessed	732,908	

Personal		
Agricultural	150,313	37
Commercial	329,446	57
Mobile Home	116,951	39
Total Personal	596,710	133
Total Exempt	1,400	7
TIF Increment Value		
Net Assessed	595,310	
Net Assessed Under Protest		

Real		
Agricultural	2,557,432	455
Commercial	588,884	69
Residential	4,259,537	720
Total Real Value	7,405,853	1,244
Homestead	320,847	308
Veteran	409,723	29
Other	0	0
Total Exempt	730,570	350
TIF Increment Value		
Net Assessed	6,675,283	
Net Assessed Under Protest		
Senior Freeze	89,450	33
Capped Parcels	1,004,431	477
Count		
Value		


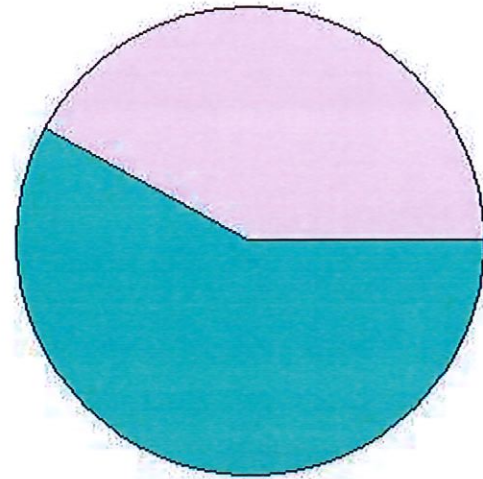


Real
Personal
Public-Service

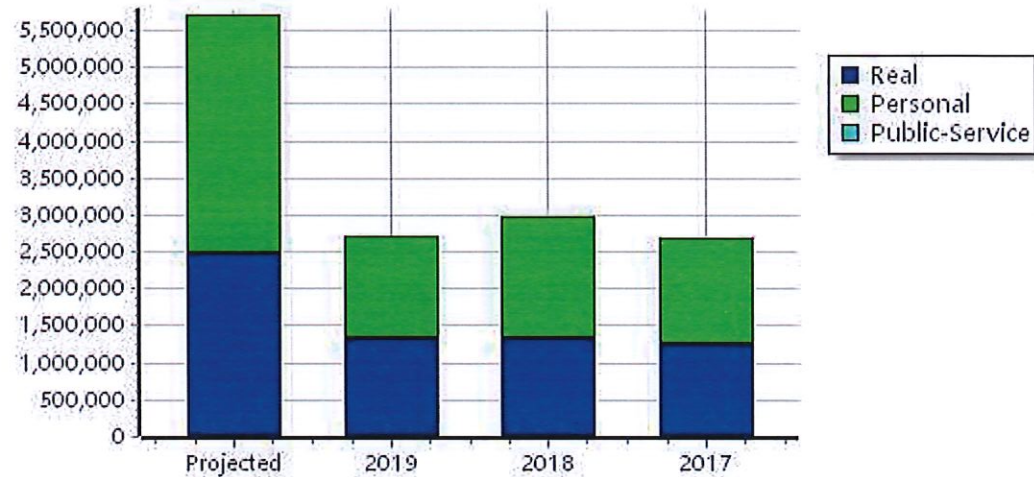


30 % Real Ag
6 % Real Comm
48 % Real Res
2 % Mobile Home
4 % PP Comm
2 % PP-Ag
8 % Public-Service

Real	Count	Value
Agricultural	0	0
Commercial	25	2,485,685
Residential	0	0
Total Real Value	25	2,485,685
Homestead	0	0
Veteran	0	0
Other	0	0
Total Exempt	0	0
TIF Base/Retained Value		1,585,918
Net Assessed		899,767
Net Assessed Under Protest		
Senior Freeze	0	0
Capped Parcels	7	40,067



Personal	Count	Value
Agricultural	0	0
Commercial	20	3,434,681
Mobile Home	0	0
Total Personal	20	3,434,681
Total Exempt	1	213,047
TIF Base/Retained Value		823,856
Net Assessed		2,397,778
Net Assessed Under Protest		
Public Service	Count	Value
Total PS Value	0	0
TIF Base/Retained Value		0
Net Assessed		0



District Totals	
Total Gross Value	5,920,366
Homestead Loss	0
Other Exemption Loss	213,047
TIF Base Value	2,409,774
Base Retained Value	
Net Assessed Value	3,297,545
Net Assessed Under Protest	

* Public Service Protests Values are not included on this report.

TIF Project Summary						
Code	Description	Expires	Base Value	Increment Value	Retained Inc	Total Value
1	Bar S TIF District	2030	2,409,774	3,297,545		5,707,319
Total TIF Valuation :			2,409,774	3,297,545	0	5,707,319

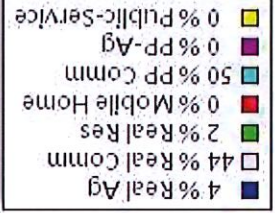
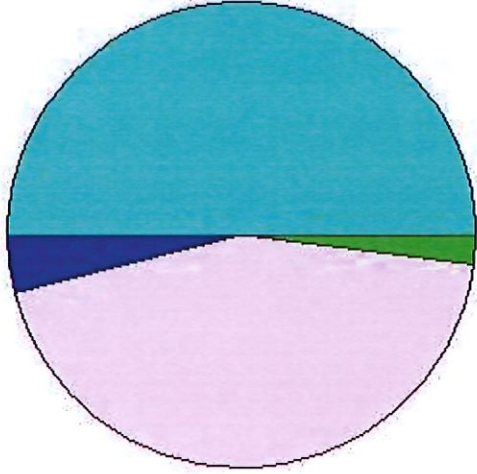
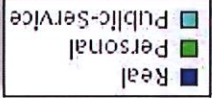
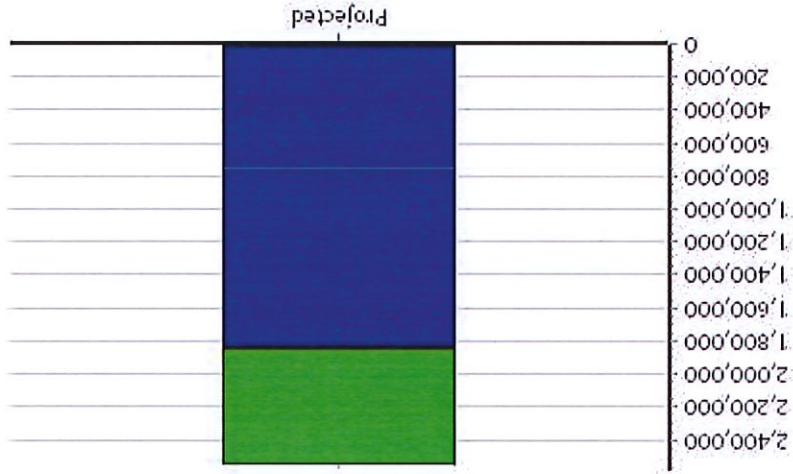
Real	Count	Value
Agricultural	29	136,943
Commercial	17	1,636,830
Residential	10	66,358
Total Real Value	56	1,840,131
Homestead	4	4,000
Veteran	0	0
Other	0	0
Total Exempt	4	4,000
TIF Base/Retained Value		1,803,258
Net Assessed		32,873
Net Assessed Under Protest		0
Senior Freeze	0	0
Capped Parcels	15	68,933
Personal	Count	Value
Agricultural	2	12,042
Commercial	16	1,858,268
Mobile Home	0	0
Total Personal	18	1,870,310
Total Exempt	2	1,161,307
TIF Base/Retained Value		591,426
Net Assessed		117,577
Net Assessed Under Protest		0
Public Service	Count	Value
Total PS Value	0	0
TIF Base/Retained Value		0
Net Assessed		0

District Totals	Total Gross Value	Homestead Loss	Other Exemption Loss	TIF Base Value	Base Retained Value	Net Assessed Value
	3,710,441	4,000	1,161,307	2,394,684	2,394,684	150,450

* Public Service Values are not included on this report.

Code	Description	Expires	Base Value	Increment Value	Retained Inc	Total Value
2	INDUSTRIAL BYPASS COUNTY 2046		2,394,684	150,450	0	2,545,134
Total TIF Valuation :						2,545,134

TIF Project Summary



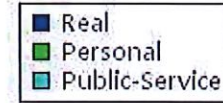
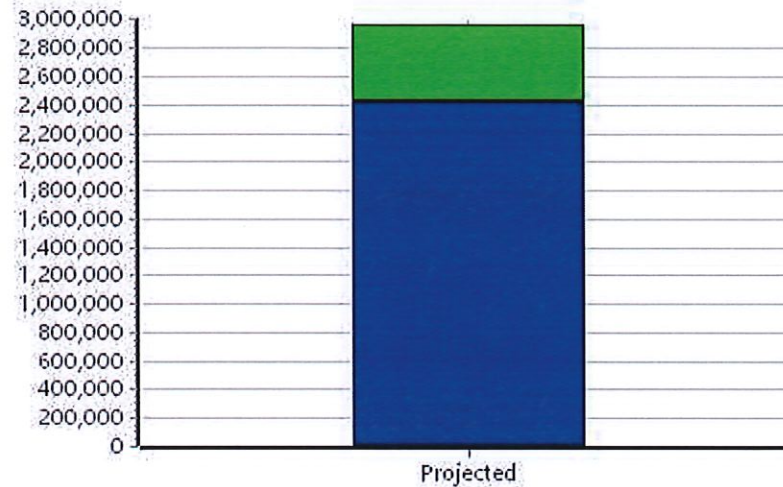

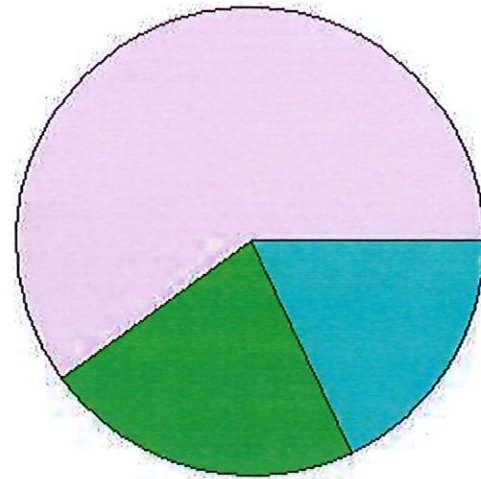
Real	Count	Value
Agricultural	11	23,934
Commercial	134	1,827,372
Residential	506	653,475
Total Real Value	651	2,504,781
Homestead	81	85,003
Veteran	0	0
Other	0	0
Total Exempt	88	85,003
TIF Base/Retained Value		2,320,241
Net Assessed		99,537
Net Assessed Under Protest		
Senior Freeze	10	4,478
Capped Parcels	569	976,241

Personal	Count	Value
Agricultural	1	300
Commercial	30	545,576
Mobile Home	0	0
Total Personal	31	545,876
Total Exempt	0	0
TIF Base/Retained Value		515,850
Net Assessed		30,026
Net Assessed Under Protest		

Public Service	Count	Value
Total PS Value	0	0
TIF Base/Retained Value		
Net Assessed		0

District Totals	
Total Gross Value	3,050,657
Homestead Loss	85,003
Other Exemption Loss	0
TIF Base Value	2,836,091
Base Retained Value	
Net Assessed Value	129,563
Net Assessed Under Protest	

* Public Service Protests Values are not included on this report.



TIF Project Summary						
Code	Description	Expires	Base Value	Increment Value	Retained Inc	Total Value
3	INDUSTRIAL BYPASS CITY	2046	2,836,091	129,563		2,965,654
Total TIF Valuation :			2,836,091	129,563	0	2,965,654

Real	Count	Value
------	-------	-------

Agricultural 0 0

Commercial 0 0

Residential 0 0

Total Real Value 0 0

Homestead 0 0

Veteran 0 0

Other 0 0

Total Exempt 0 0

TIF Base/Retained Value 0 0

Net Assessed 0 0

Net Assessed Under Protest 0 0

Senior Freeze 0 0

Capped Parcels 3 6,735

Personal

Personal	Count	Value
----------	-------	-------

Agricultural 0 0

Commercial 0 0

Mobile Home 0 0

Total Personal 0 0

Total Exempt 0 0

TIF Base/Retained Value 0 0

Net Assessed 0 0

Net Assessed Under Protest 0 0

Public Service

Public Service	Count	Value
----------------	-------	-------

Total PS Value 0 0

TIF Base/Retained Value 0 0

Net Assessed 0 0

Net Assessed Under Protest 0 0

District Totals

Total Gross Value 0 0

Homestead Loss 0 0

Other Exemption Loss 0 0

TIF Base Value 0 0

Base Retained Value 0 0

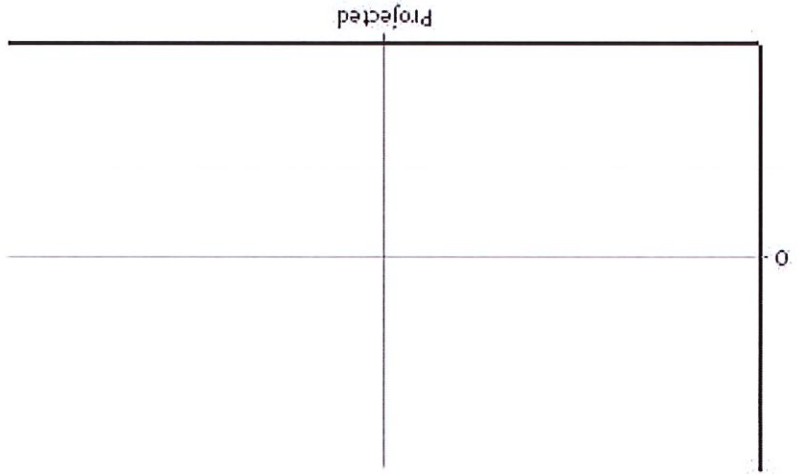
Net Assessed Value 0 0

Net Assessed Under Protest 0 0

* Public Service Values are not included on this report.

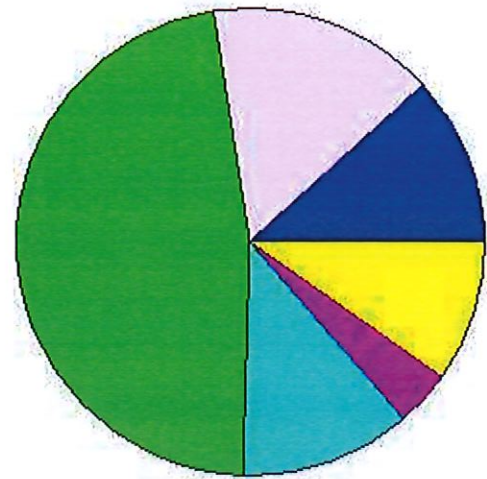
Code	Description	Expires	Base Value	Increment Value	Retained Inc	Total Value
4	VETERANS DRIVE TIF 4	2046	0	0	0	0
Total TIF Valuation :						
			0	0	0	0

TIF Project Summary

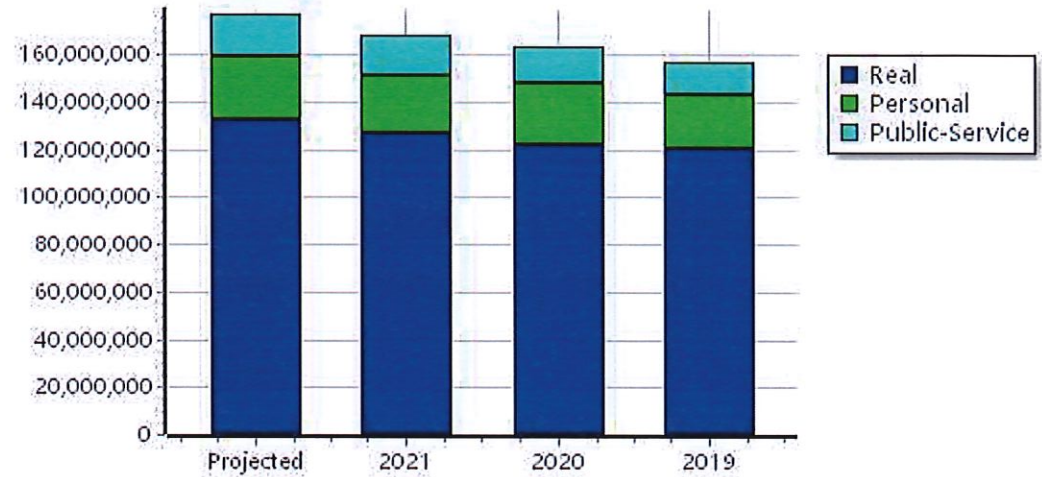


- Real
- Personal
- Public-Service

Real	Count	Value
Agricultural	5,284	20,724,449
Commercial	1,254	29,701,153
Residential	11,537	90,462,972
Total Real Value	18,075	140,888,574
Homestead	3,402	3,541,730
Veteran	324	4,892,918
Other	0	0
Total Exempt	3,888	8,434,648
TIF Increment Value		1,032,177
Net Assessed		131,421,749
Net Assessed Under Protest		
Senior Freeze	401	713,168
Capped Parcels	7,107	13,115,851



Personal	Count	Value
Agricultural	359	5,985,358
Commercial	795	22,925,145
Mobile Home	211	447,841
Total Personal	1,365	29,358,344
Total Exempt	48	2,279,948
TIF Increment Value		2,545,381
Net Assessed		24,533,015
Net Assessed Under Protest		



Public Service	Count	Value
Total PS Value	146	17,647,697
TIF Increment Value		0
Net Assessed		17,647,697

District Totals	
Total Gross Value	187,894,615
Homestead Loss	3,541,730
Other Exemption Loss	7,172,866
TIF Increment Value	3,577,558
Retained TIF Value	
Net Assessed Value	173,602,461
Net Assessed Under Protest	

TIF Project Summary						
Code	Description	Expires	Base Value	Increment Value	Retained Inc	Total Value
1	Bar S TIF District	2030	2,409,774	3,297,545		5,707,319
2	INDUSTRIAL BYPASS COUNTY	2046	2,394,684	150,450		2,545,134
3	INDUSTRIAL BYPASS CITY	2046	2,836,091	129,563		2,965,654
4	VETERANS DRIVE TIF 4	2046	0	0		0
Total TIF Valuation :			7,640,549	3,577,558	0	11,218,107

* Public Service Protests Values are not included on this report.

